



*Participate & Get an Opportunity to Interact with
Hon'ble Prime Minister Narendra Modi*



#PPC2024 | #ExamWarriors

“Pariksha Pe Charcha 2025”



Steps for Registration

THE INITIAL STEP - TO VISIT THE OFFICIAL WEBSITE



<https://innovateindia1.mygov.in/>

The screenshot shows the homepage of the website. At the top, there is a navigation bar with the Government of India logo, the 'myGov' logo, and the text 'मेरी सरकार'. The main content area features a large banner for 'The Ultimate Exam Warrior Hunt'. The banner includes a cartoon illustration of PM Modi and children, a central blue circle with the text 'Share your unique Exam Mantra with PM Modi!', and a blue starburst shape with the text 'Be Among the Top 10 Legendary Exam Warriors'. Below the banner, there is a blue button with the text 'अभी भाग लें' and a white box containing the text 'PPC 2025 और पुरस्कारों के बारे में ज़रूरी तारीखें प्रधानमंत्री मोदी जी के साथ, अपने अंदर के एग्जाम वॉरियर को प्रज्वलित करें'.

GOVERNMENT OF INDIA

Skip to main content

हिंदी

myGov मेरी सरकार

The Ultimate 'Exam Warrior' Hunt

Share your unique 'Exam Mantra' with PM Modi!

Write your exam tips, tricks and hacks in 300 words

WIN a once-in-a-lifetime visit to PM Modi's residence

Be Among the 'Top 10 Legendary Exam Warriors'

अभी भाग लें →

PPC 2025 और पुरस्कारों के बारे में ज़रूरी तारीखें प्रधानमंत्री मोदी जी के साथ, अपने अंदर के एग्जाम वॉरियर को प्रज्वलित करें

STEP 2: ON THE HOMEPAGE, YOU WILL SEE A LINK "PARTICIPATE NOW".



The banner features the Prime Minister of India, Narendra Modi, on the left, wearing a light blue vest over a white shirt, looking towards a group of students. One student in the foreground is a girl with braids, wearing a grey school uniform and a blue lanyard. Another student is partially visible behind her. The background is white with a colorful arc of Indian national flag colors (saffron, white, green, and blue) at the top. On the left side, there is a vertical text "#PPC2025" and a circular logo with a white arrow pointing up and the text "ExamWarriors".

my GOV मेरी सरकार

8th Edition

Pariksha Pe Charcha 2025


Join the event & get unique exam tips from Hon'ble Prime Minister Narendra Modi


[PARTICIPATE NOW](#)


STEP 3: When you click on “Participate Now” then some options will open on your screen. In options, you will see registration by **Student (self)**, **Student (Through Teacher)**, **Teacher**, and **Parent**.

Participate As

	Student (Self Participation)	For students of classes 6th - 12th			Student (Participation through Teacher login)	For students of classes 6th - 12th with no access to internet or email id or mobile number	
	Teacher	For Teachers			Parent	For Parents of school going children (classes 6th - 12th)	


Rewards





STEP 1: For Participating As a Student click on **Student (Self Participation) – Click to Participate**

Participate As



Student (Self Participation)

For students of classes 6th - 12th

Click to Participate



Student (Participation through Teacher login)

For students of classes 6th - 12th with no access to internet or email id or mobile number

Click to Participate



Teacher

For Teachers

Click to Participate



Parent

For Parents of school going children (classes 6th - 12th)

Click to Participate



Rewards

About 2500 students selected to participate in the main event will receive PPC Kits from the Ministry of Education.




STEP 3:


Enter your Full Name & Mobile No./ Email ID to login

GOVERNMENT OF INDIA


Skip to main content English

my GOV  मेरी सरकार

Log In to your Innovate account

 Full Name *

Seema Pathania

 Mobile Number/Email Id *

8591802708

Log In with OTP

STEP 4: Enter the **OTP** which you will receive on your Mobile No or Email Id.

The image shows a screenshot of the MyGov website's login interface and an associated SMS message. The website header includes the Government of India logo, the text "GOVERNMENT OF INDIA", and navigation options like "Skip to main content", "English", and user profile icons. The main content area is titled "Log In to your Innovate account" and contains three input fields: "Full Name *" with the value "Seema Pathania", "Mobile Number/Email Id *" with the value "8591802708", and "Enter OTP" with the value "086581". A green confirmation message states "OTP has been sent to your mobile number." and a "Submit" button is located below. To the right, an SMS message from "AX-MyGovt" is shown, containing the OTP "086581" and instructions: "086581 is Your One Time Password to login to PPC2025. Please keep your login details confidential. This OTP is valid for 5 minutes only. Team MyGov".

GOVERNMENT OF INDIA

Skip to main content English

myGov मेरी सरकार

Log In to your Innovate account

Full Name *
Seema Pathania

Mobile Number/Email Id *
8591802708

Enter OTP
086581

OTP has been sent to your mobile number.

Submit

AX-MyGovt

Unread
9:02 am

086581 is Your One Time Password to login to PPC2025. Please keep your login details confidential. This OTP is valid for 5 minutes only. Team MyGov

9:02 am

STEP 5: Enter the Student Details



Home / Student Form

About PPC 2025 & Rewards

Important Dates

Ignite the Exam Warrior in You, with PM Modi

Participate as Student (Self)

All * fields are mandatory

Student Details:

Student Name *

First Name

Last Name

Email ID *

Mobile No *

Gender *

--Select--

Date of Birth *

Class *

--Select--

Address (Please fill in your complete address to receive a physical certificate of participation) *

Name of Parent *

STEP 6: Fill in the [School Details](#)

School Details:

School Name *

Board *

Address *

Country *

State/UT *

District *

Pin Code *

STEP 7: Fill the **Response in the Activity.**

Activity:

1. Which ONE of the following theme is NOT the part of curriculum (Nine Themes) in Prerana initiative by the Ministry of Education?

- Shradha and Vishwas
- Navachar and Jigyasa
- Satyanishtha and Shuchita
- Sewa and Sanskaar

2. Which skill is a key driver for success in the modern world?

- Ignorance
- Adaptability
- Stubbornness
- Routine

3. Which among the following was the official slogan of the Olympics 2024?

- Games Wide Open
- Brotherhood Wide Open
- Exercise Wide Open
- Fraternity Wide Open

4. The ULLAS (Understanding of Lifelong Learning for All in Society) is a centrally-sponsored scheme by the Government of India to help _____.

- adults who missed formal schooling.
- special children
- marginalised sections of the society
- street dwellers

5. The perfect study break should be like:

- A nap that turns into hibernation
- A quick recharge of your internal battery
- A social media marathon
- A disappearing act

STEP 8:

Submit a Question to Hon'ble PM

Question to PM – Submit a question of your choice related to life skills, exam preparation & stress, career guidance and more that you'll like to ask the Prime Minister (in not more than 500 characters)

I Agree to join MYBharat platform. [i](#)

Save Draft

Submit

STEP 1: For participating as **Teacher – Click to Participate**

Participate As



Student (Self Participation)

For students of classes 6th - 12th

[Click to Participate](#)



Student (Participation through Teacher login)

For students of classes 6th - 12th with no access to internet or email id or mobile number

[Click to Participate](#)



Teacher

For Teachers

[Click to Participate](#)



Parent

For Parents of school going children (classes 6th - 12th)

[Click to Participate](#)



Rewards

About 2500 students selected to participate in the main event will receive PPC Kits from the Ministry of Education.



STEP 5: Enter The Teacher Details



About PPC 2025 & Rewards

Important Dates

Ignite the Exam Warrior in You, with PM Modi

Participate as Teacher

All * fields are mandatory

Teacher Details:

Teacher Name *

First Name

Last Name

Email ID *

Mobile No *

Gender *

--Select--

Date of Birth *

Subjects Taught *

--Select--

Hindi

English

Mathematics

STEP 6: Fill in the [School Details](#)

School Details:

School Name *

Board *

Address *

Country *

State/UT *

District *

Pin Code *

STEP 7: Fill the **response in the Activity.**

Activity:

1. As a teacher, I must have a thorough understanding about the Prerana Programme of Ministry of Education because,

- It is an experiential and inspirational learning program for students with the best-in-class technology where heritage meets innovation.
- I may be deputed to attend the programme as a participant for the residential camp.
- This is pre-requisite to become school Principal.
- I may not get my next promotion without attending this programme.

2. To deal with stress of students during exam times a teacher needs to _____?

- Ignore students and avoid talking at all times
- Empathize with students and provide opportunities for interpersonal connection
- Only ensure that the syllabus has been completed
- Create a competitive environment amongst students for them to do well

3. What does it signify when a student consistently makes efforts and improves but is not able to achieve top grades?

- They lack the ability to succeed
- Their effort and resilience contribute to their success.
- They are not trying hard enough to achieve perfection.
- They focus too much on overcoming challenges.

4. Which among the following is good for managing students' stress?

- Balanced diet
- Proper and sufficient sleep
- Physical activity, Yoga and Meditation in daily life
- All of the above

5. How can a teacher ensure that all students are actively participating in the classroom?

- Interacting with students sitting in the front rows only
- Encourage students to ask open-ended questions to facilitate discussion
- Posing questions to any students randomly
- Ignoring the students who do not participate

STEP 8:

Submit a Question to Hon'ble PM

Question to PM – Submit a question of your choice related to life skills, exam preparation & stress, career guidance and more that you'll like to ask the Prime Minister (in not more than 500 characters)

I Agree to join MYBharat platform. [i](#)

Save Draft

Submit

STEP 1: For **Parent Participation** : – Click to participate

Participate As



Student (Self Participation)

For students of classes 6th - 12th

[Click to Participate](#)



Student (Participation through Teacher login)

For students of classes 6th - 12th with no access to internet or email id or mobile number

[Click to Participate](#)



Teacher

For Teachers

[Click to Participate](#)



Parent

For Parents of school going children (classes 6th - 12th)

[Click to Participate](#)



Rewards

About 2500 students selected to participate in the main event will receive PPC Kits from the Ministry of Education.



STEP 5: Enter the Parent Details

Participate as Parent

All * fields are mandatory

Parent Details:

Name of Parent *

First Name

Last Name

Email ID *

Mobile No *

Gender *

-Select-

Occupation *

-Select-

Address *

Country *

India

State/UT *

- Select -

District *

- Select State/UT First -

Pin Code *

Relationship with Child *

-Select-

STEP 6: Fill in the Child Details

Child Details:

Child's Name *

Gender *

Class *

Date of Birth *

School Name *

Board *

Country *

State/UT *

District *

Pin Code *

STEP 7: Fill the response in the Activity.

Activity:

1. Your child feels nervous about their upcoming science viva voce and says, "I'm going to mess it up." How should you respond?

- You should have practiced more!
- Let's rehearse together. See how it can be improved!
- It's okay to fail sometimes.
- If you don't do well, it's not a big deal.

2. As a parent what can be done to keep your children motivated throughout their exam?

- Establish reasonable objectives along with them
- Provide financial incentives for excellent grades
- Stress the negative effects of failure
- Let them manage their own motivation

3. Child struggles to complete a math assignment and seems frustrated.



How can you best assist them?

- Tell them to work harder on their own
- Sit with them to encourage
- Scold them for not paying attention in class
- Suggest they skip mathematics for now

4. Best motivation technique you use for your children

- Encourage and praise the child for her/his performance
- Set clear goals to achieve good marks and only study
- Give examples of other children to motivate them
- Focus solely on the results and ask them to study

5. What should parents do when their child shows signs of exam anxiety?

- Ignore their worries
- Listen sympathetically and reassure them
- Encourage them to concentrate more on their studies
- Compare your own test-taking experiences

STEP 1: For Student (Participation through Teacher login): – Click to participate

Participate As



Student (Self Participation)

For students of classes 6th - 12th

[Click to Participate](#)



Teacher

For Teachers

[Click to Participate](#)



Student (Participation through Teacher login)

For students of classes 6th - 12th with no access to internet or email id or mobile number

[Click to Participate](#)



Parent

For Parents of school going children (classes 6th - 12th)

[Click to Participate](#)



Rewards

About 2500 students selected to participate in the main event will receive PPC Kits from the Ministry of Education.



STEP 5: Enter The Student Details (Through Teacher)

Participate as Student (through Teacher)

All * fields are mandatory

Student Details:

Student Name *

Email ID (Optional)

Mobile No (Optional)

Gender *



Date of Birth *

Class*



Name of Parent *

STEP 6: Fill in the School Details

School Details:

School Name *

Board *

Address (Please fill in your complete address to receive a physical certificate of participation)*

Country *

STEP 7: Fill the response in the Activity.

Activity:

1. Your child feels nervous about their upcoming science viva voce and says, "I'm going to mess it up." How should you respond?

- You should have practiced more!
- Let's rehearse together. See how it can be improved!
- It's okay to fail sometimes.
- If you don't do well, it's not a big deal.

2. As a parent what can be done to keep your children motivated throughout their exam?

- Establish reasonable objectives along with them
- Provide financial incentives for excellent grades
- Stress the negative effects of failure
- Let them manage their own motivation

3. Child struggles to complete a math assignment and seems frustrated.



How can you best assist them?

- Tell them to work harder on their own
- Sit with them to encourage
- Scold them for not paying attention in class
- Suggest they skip mathematics for now

4. Best motivation technique you use for your children

- Encourage and praise the child for her/his performance
- Set clear goals to achieve good marks and only study
- Give examples of other children to motivate them
- Focus solely on the results and ask them to study

5. What should parents do when their child shows signs of exam anxiety?

- Ignore their worries
- Listen sympathetically and reassure them
- Encourage them to concentrate more on their studies
- Compare your own test-taking experiences

STEP 8:

Submit a Question to Hon'ble PM

Question to PM - Submit a question of your choice related to life skills, exam preparation & stress, career guidance and more that you'll like to ask the Prime Minister (in not more than 500 characters)

I Agree to join MYBharat platform. [i](#)

Save Draft

Submit

No need to resubmit the school details if registering student through teacher login

School Details:

School Name *

LFPS

Board *

CBSE-Private Schools

Address (Please fill in your complete address to receive a physical certificate of participation)*

3/17 A Sector 5 Raj Nagar Ghaziabad

Country *

India

State/UT *

Uttar Pradesh

District *

Ghaziabad

Pin Code *

201005

Question to PM - Submit a question of your choice related to life skills, exam preparation & stress, career guidance and more that you'll like to ask the Prime Minister (in not more than 500 characters)

THANK YOU!